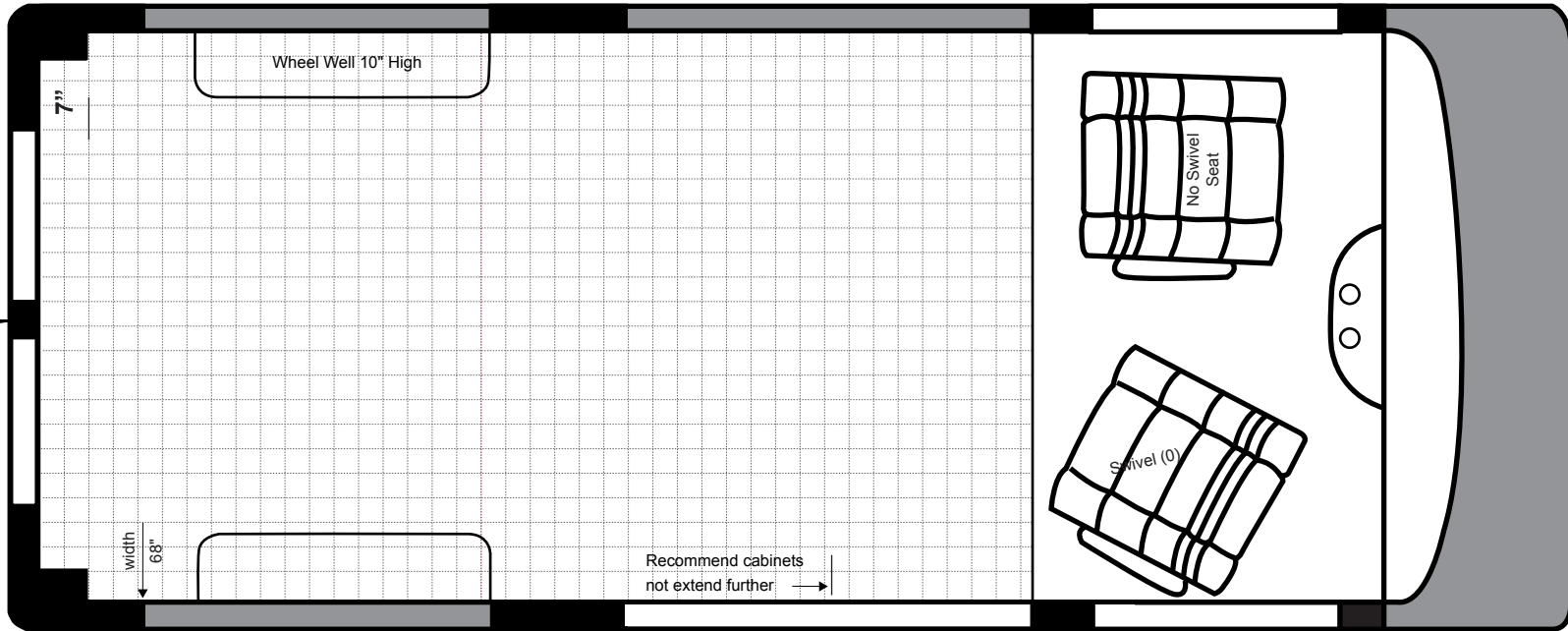

Conversion Length

← 106" |

Beds in rear can have 7" of additional usable sleeping length.



→ | **Start All Cabinets.** With seat slid all the way back this will provide a comfortable driving position for most drivers.

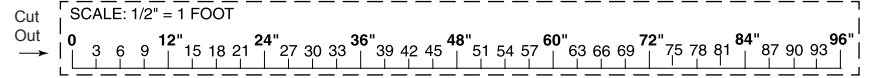
Recommend cabinets not extend further →

Design Your Own (DYO)?

- Cut and paste your furnishings here.
- DYO Online — See our web Design Studio.
- Need some ideas? See our website.

BASIC STEPS . . .

- WHAT ARE YOUR FAMILY'S NEEDS? Seating, sleeping, storage, level of self-containment, etc. Cut out the furnishings that appeal to you.
- EXPERIMENT WITH DIFFERENT LAYOUTS. When a plan looks good, tape or paste the items to the floor plan.
- ELECTRICAL OUTLETS, LIGHTS, ETC. We will indicate our recommended locations when we receive your preliminary layout.



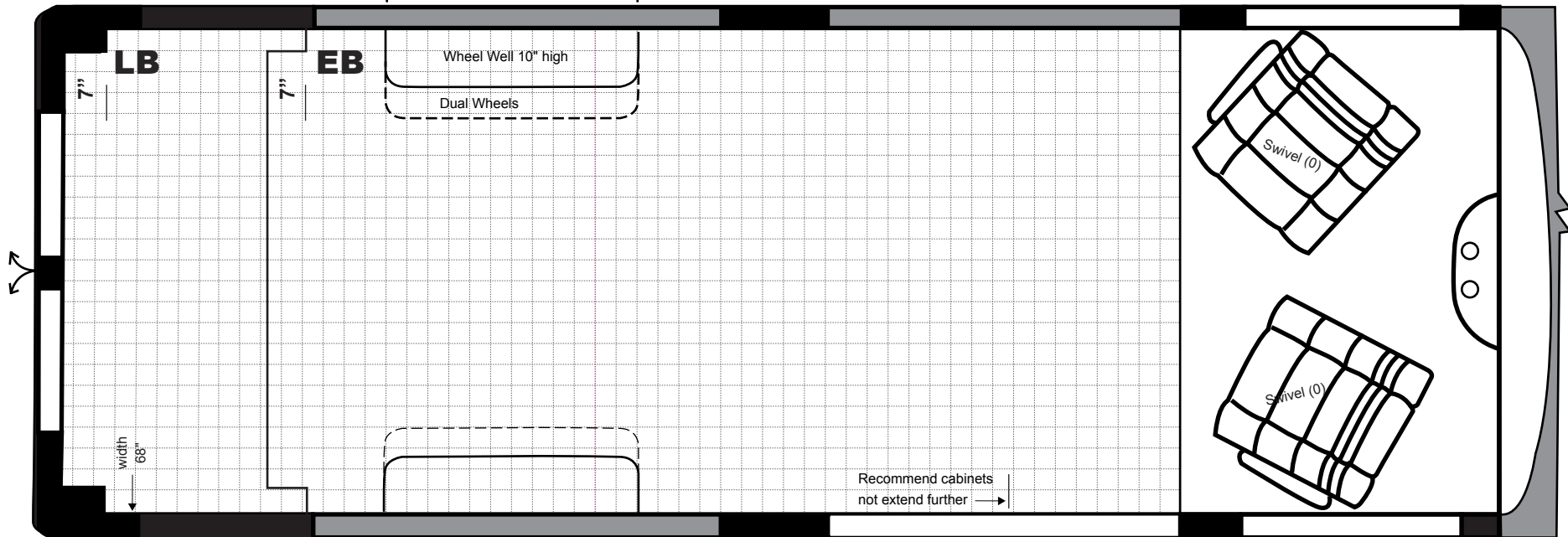
- QUESTIONS? Write questions and comments on, and around the plan.

Conversion Lengths

← 154"

← 124"

→ ← **Start All Cabinets.** With seat slid all the way back this will provide a comfortable driving position for most drivers.



Beds in rear can have 7" of additional usable sleeping length.

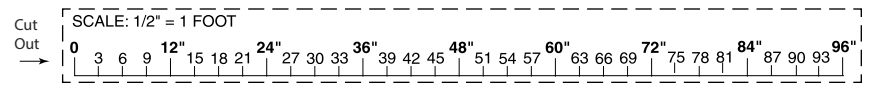
Side rear window locations TBD

Design Your Own (DYO)?

- Cut and paste your furnishings here.
- DYO Online — See our web Design Studio.
- Need some ideas? See our website.

BASIC STEPS . . .

- **WHAT ARE YOUR FAMILY'S NEEDS?** Seating, sleeping, storage, level of self-containment, etc. Cut out the furnishings that appeal to you.
- **EXPERIMENT WITH DIFFERENT LAYOUTS.** When a plan looks good, tape or paste the items to the floor plan.
- **ELECTRICAL OUTLETS, LIGHTS, ETC.** We will indicate our recommended locations when we receive your preliminary layout.



- **QUESTIONS?** Write questions and comments on, and around the plan.